

# Resources for Family Discipleship: READ

## 6 Tips to Start Reading the Bible Together

### 1. Pick the best book or Bible version for where your kids are at.

You don't have to start with the ESV and begin in Genesis. We have some recommendations below.

### 2. Pick the right time.

When are you most likely to have your kids' attention? After a nap? After lunch? In the morning? At bedtime? For many friends I have heard that after dinner when everyone is at the table still is a great time for family worship.

### 3. Pick a boring place.

Truly! What area of the house has the least amount of distractions competing for their attention while you read a Bible story to them? But, make it as inviting and comfortable as possible so they want to be near you.

### 4. Pick a question for them to answer.


This is your way of making sure that they are listening and connecting with the story of the bible. In asking questions this will give you an opportunity to expand on truths about God or to correct wrong views of God.

### 5. Consistency is key.

Start with short segments of the Bible and work your way up to longer stories. Do a little as often as you can until it becomes a habit.

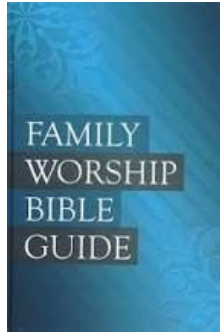
## Recommended Bible Version and Books to Read For (6th-12th grade)

The priority for the "reading" section of family worship is the bible. Books explaining the bible or core doctrines are also encouraged, but should take a back seat to God's word.



### 1. **ESV Study Bible** -

- The ESV reading level is 8, and is what the redeemer students sermons are based out of. The study bible provides notes and illustrations that explain the portions of scripture you are reading. This is a great tool for parents and students.



## 2. Family Worship Guide -

- This tool a gem for parents. Every chapter of the bible is broken down into a readable summary. This is to help parents lead family devotions. I highly recommend.


## 3. Recommended Books of the Bible to Start with:

- Whatever book Pastor John or JT are preaching through you can go through as well.
- Genesis
- Proverbs
- Psalms
- The Gospel of Luke and Acts
- The Gospel of John
- Ephesians
- 1 John

## Bible Study With Your Kids


- [How to teach your child to have devotions](#)
- [Video explanation of the SOAP method of Bible study](#)
- [Free printable for SOAP method](#)
- [Or this free printable](#)
- Pick a time for all your kids to have Bible reading/study time. This can also be your window as a parent to have your Bible and prayer time.
- Encourage your kids to take turns praying out loud after reading something from the Bible together.
- [Kid's Abide Study Cards](#) from Risen Motherhood

## Devotional Books to use With Your Kids



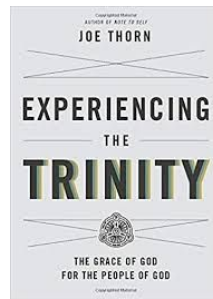
## 1. New City Catechism

- Question and answer format through the core doctrines of scripture.




## 2. Essential truths of the Christian Faith

- 101 chapters that average 1-2 pages long. Each chapter is on a core doctrine and R.C. Sproul provides verses and summaries at the bottom of each page.



## 3. Experiencing the trinity by Joe Thorn

- This is a short little book with a ton of little chapters on the attributes of each person of the trinity. This is a great introduction on the truths about who God is.



## 4. Big Truths for Young Hearts by Bruce Ware

- Walk through of core doctrines. Writer for middle school age. Each chapter has a memory verse at the end.